



BUTTERFIELD SCHOOL

1441 LAKE ST LIBERTYVILLE, IL 60048 1731 (847) 362-3120

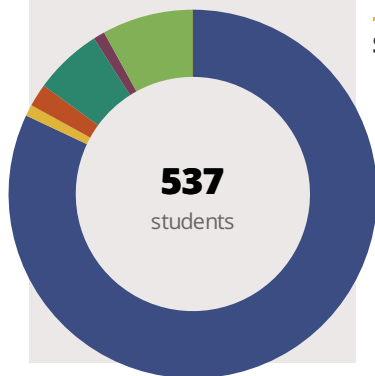
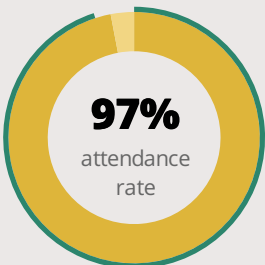
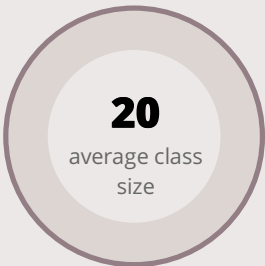
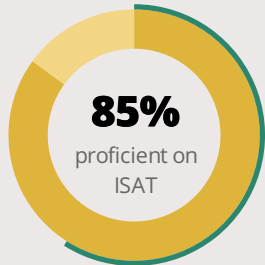
Grades: K-5

District: LIBERTYVILLE SD 70

Principal: Mrs.Candice Kehoe

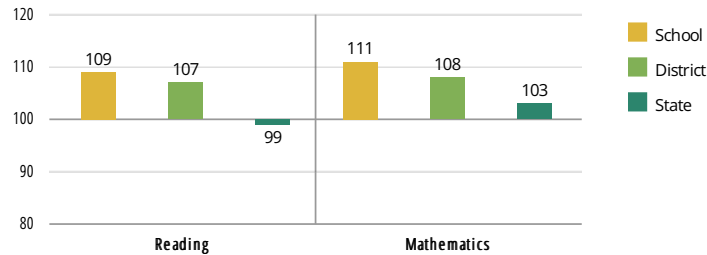
Superintendent: Dr.W Guy Schumacher

FAST FACTS



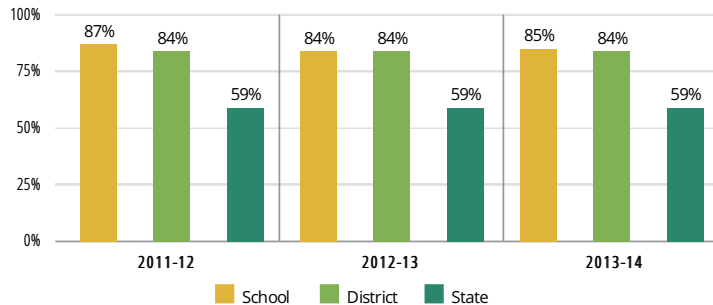
Academic Growth

To measure the amount of academic growth a school's students demonstrate, Illinois compares students' performance on the ISAT from one year to the next. Scores over 100 indicate that students are improving relative to their grade level, for example by moving from Below Standards to Meets Standards.



Academic Success

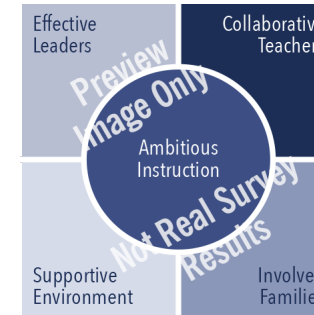
The percentage of students who meet or exceed standards on the Illinois Standards Achievement Test (ISAT).



Student Characteristics

White	82%	Low Income	3%
Black	1%	English Learners	1%
Hispanic	2%	With Disabilities	6%
Asian	6%	Homeless	0%
American Indian	1%		
Multiracial	8%		
Pacific Islander	0%		

School Environment (for demonstration view only)



The **5Essentials Survey** allows students in grades 6-12 and all teachers to share their perspectives on essential conditions for learning. The anonymous survey consists of 5 components.



Response Rates

Students	-
Teachers	-

Less Effective Leaders

Do principals and teachers implement a shared vision for success?

Most Collaborative Teachers

Do teachers collaborate to promote professional growth?

More Ambitious Instruction

Are the classes challenging and engaging?

Least Supportive Environment

Is the school safe, demanding, and supportive?

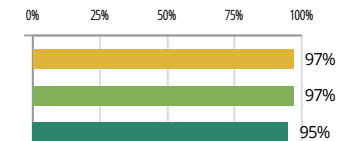
Average Involved Families

Does the entire staff build strong external relationships?

Student Attendance and Mobility

Attendance Rate

Rate at which students are present at the school, not including excused or unexcused absences

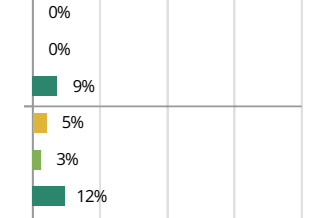


Chronic Truancy Rate

Percentage of students who have been absent without valid reasons for 5% or more of regular school days

Student Mobility

Percentage of students who transfer in or out of the school during the school year, not including graduates



School District State



BUTTERFIELD SCHOOL

School Highlights

Academic Courses

Art, Band, Character Counts, Choir, General Music, Gifted and Talented Programs, Orchestra, Summer School

Career Development Courses and Programs

Physical Education, Health and Wellness

Athletics

Boy's Basketball, Girl's Basketball, Intramural Sports

Other Programs and Activities

After School Care, Before School Care, Destination Imagination, Family Nights, Neighborhood Association Partnership, Newspaper, Parent Associations, Student Council/Government

School Personnel Resources

English as a Second Language Teacher, Librarian/Media Specialist, School Psychologist, School Social Worker, Special Education Teacher, Speech Language Pathologist-non teaching, Student Dean

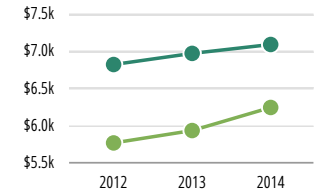
School Awards

Facilities

District Finance

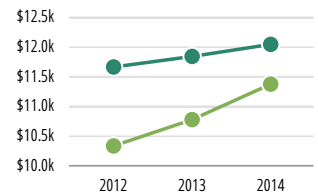
Instructional Spending per Pupil includes only the activities directly dealing with the teaching of students or the interaction between teachers and students

	2012	2013	2014
District	\$5,767	\$5,934	\$6,245
State	\$6,824	\$6,974	\$7,094



Operational Spending per Pupil includes only the activities directly dealing with the teaching of students or the interaction between teachers and students

	2012	2013	2014
District	\$10,334	\$10,777	\$11,375
State	\$11,664	\$11,842	\$12,045



Educator Measures

In the last six years, **2 principals** have led this school. In the last three years, an average of **94% of teachers** return to this school from one year to the next.

Measures of teacher attendance, and proficiency will be added to this report in 2015.

FOR MORE INFORMATION

Visit IllinoisReportCard.com to see additional details about each item of information for this school. There you will find charts spanning multiple years, detailed explanations, resources, more of the school's programs and activities, and powerful tools that let you dig deeper into data.

Most of this data has been collected by ISBE from school districts through data systems. Some information, such as the School Highlights, is entered directly by principals and can be updated throughout the year.