



# ROCKLAND ELEM SCHOOL

160 W ROCKLAND RD LIBERTYVILLE, IL 60048 2710 (847) 362-3134

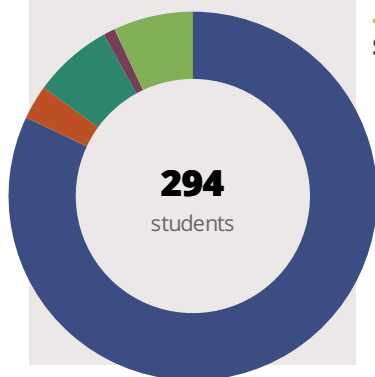
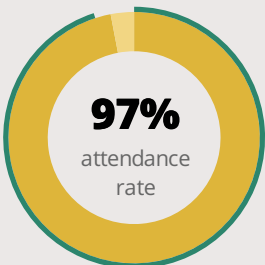
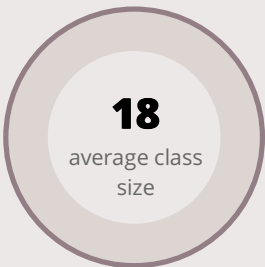
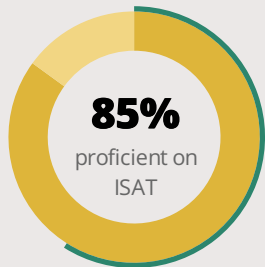
Grades: K-5

District: LIBERTYVILLE SD 70

Principal: Mr. Jeff Knapp

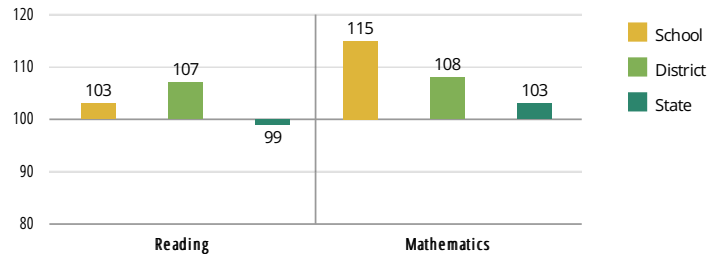
Superintendent: Dr. W. Guy Schumacher

## FAST FACTS



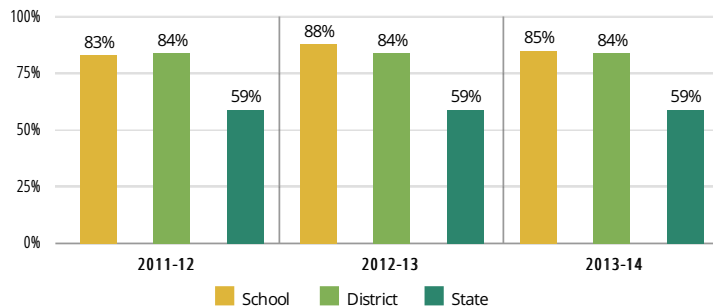
## Academic Growth

To measure the amount of academic growth a school's students demonstrate, Illinois compares students' performance on the ISAT from one year to the next. Scores over 100 indicate that students are improving relative to their grade level, for example by moving from Below Standards to Meets Standards.



## Academic Success

The percentage of students who meet or exceed standards on the Illinois Standards Achievement Test (ISAT).



## Student Characteristics

White	82%	Low Income	7%
Black	0%	English Learners	2%
Hispanic	3%	With Disabilities	10%
Asian	7%	Homeless	0%
American Indian	1%		
Multiracial	7%		
Pacific Islander	0%		

## School Environment (for demonstration view only)



The **5Essentials Survey** allows students in grades 6-12 and all teachers to share their perspectives on essential conditions for learning. The anonymous survey consists of 5 components.



### Response Rates

Students	-
Teachers	-

**Less Effective Leaders**

Do principals and teachers implement a shared vision for success?

**Most Collaborative Teachers**

Do teachers collaborate to promote professional growth?

**More Ambitious Instruction**

Are the classes challenging and engaging?

**Least Supportive Environment**

Is the school safe, demanding, and supportive?

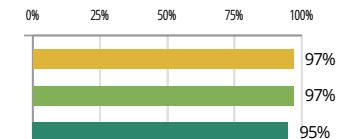
**Average Involved Families**

Does the entire staff build strong external relationships?

## Student Attendance and Mobility

### Attendance Rate

Rate at which students are present at the school, not including excused or unexcused absences

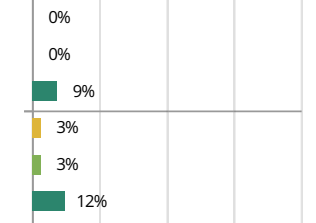


### Chronic Truancy Rate

Percentage of students who have been absent without valid reasons for 5% or more of regular school days

### Student Mobility

Percentage of students who transfer in or out of the school during the school year, not including graduates



School District State



# ROCKLAND ELEM SCHOOL

## School Highlights

### Academic Courses

Art, Band, Character Counts, Choir, General Music, Gifted and Talented Programs, Orchestra, Summer School

### Career Development Courses and Programs

### Physical Education, Health and Wellness

### Athletics

Boy's Basketball, Girl's Basketball, Intramural Sports

### Other Programs and Activities

After School Care, Career Education Events, Destination Imagination, Environmental Club, Family Nights, Neighborhood Association Partnership, Parent Associations, Student Council/Government

### School Personnel Resources

Librarian/Media Specialist, School Social Worker, Special Education Teacher, Speech Language Pathologist-non teaching

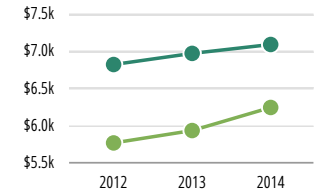
### School Awards

### Facilities

## District Finance

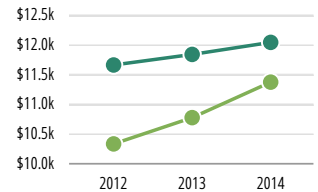
**Instructional Spending per Pupil** includes only the activities directly dealing with the teaching of students or the interaction between teachers and students

	2012	2013	2014
District	\$5,767	\$5,934	<b>\$6,245</b>
State	\$6,824	\$6,974	<b>\$7,094</b>



**Operational Spending per Pupil** includes only the activities directly dealing with the teaching of students or the interaction between teachers and students

	2012	2013	2014
District	\$10,334	\$10,777	<b>\$11,375</b>
State	\$11,664	\$11,842	<b>\$12,045</b>



## Educator Measures

In the last six years, **2 principals** have led this school. In the last three years, an average of **93% of teachers** return to this school from one year to the next.

Measures of teacher attendance, and proficiency will be added to this report in 2015.

### FOR MORE INFORMATION

Visit [IllinoisReportCard.com](http://IllinoisReportCard.com) to see additional details about each item of information for this school. There you will find charts spanning multiple years, detailed explanations, resources, more of the school's programs and activities, and powerful tools that let you dig deeper into data.

Most of this data has been collected by ISBE from school districts through data systems. Some information, such as the School Highlights, is entered directly by principals and can be updated throughout the year.