



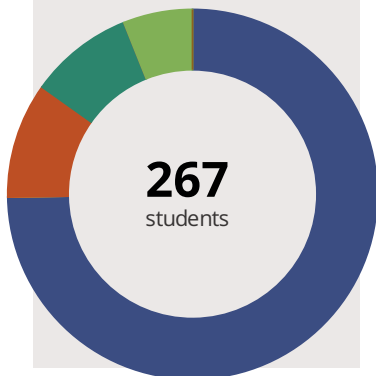
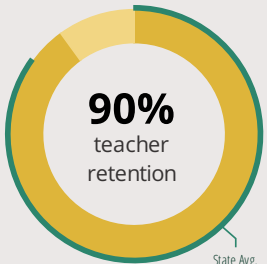
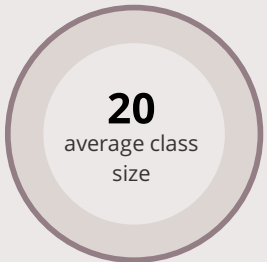
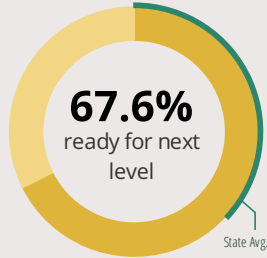
Adler Park School

1740 N Milwaukee Ave Libertyville, IL 60048 (847) 362-7275

Grades: K - 5
District: Libertyville SD 70

Principal: Dr. Kerri Bongle
Superintendent: Dr. W Schumacher

FAST FACTS



Academic Success

Elementary All Illinois students in grades 3-8 take the PARCC assessment each year. High school students take the SAT in Math and English Language Arts.

| | |
|-----------------|------------------------|
| School | Fewer than 10 students |
| District | Fewer than 10 students |
| State | Fewer than 10 students |

■ Did Not Meet
 ■ Partially Met
 ■ Approached
 ■ Met
 ■ Exceeded

Success by Student Group

This display shows PARCC performance levels for each student group. No data is shown for groups with fewer than 10 students.

| | |
|--------------------------|------------------------|
| White | Fewer than 10 students |
| Black | Fewer than 10 students |
| Hispanic | Fewer than 10 students |
| Low Income | Fewer than 10 students |
| English Learners | Fewer than 10 students |
| With Disabilities | Fewer than 10 students |

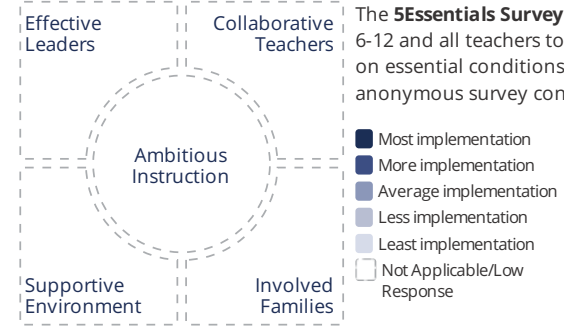
■ Did Not Meet
 ■ Partially Met
 ■ Approached
 ■ Met
 ■ Exceeded

Student Characteristics

| | | | |
|---|-----|--|----|
| ■ White | 74% | ■ Low Income | 7% |
| ■ Black | 0% | ■ English Learners | 6% |
| ■ Hispanic | 10% | ■ With Disabilities | 6% |
| ■ Asian | 9% | ■ Homeless | 0% |
| ■ American Indian | 0% | | |
| ■ Two or More Races | 6% | | |
| ■ Pacific Islander | 0% | | |

School Environment

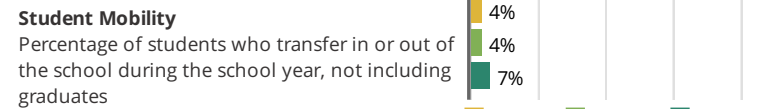
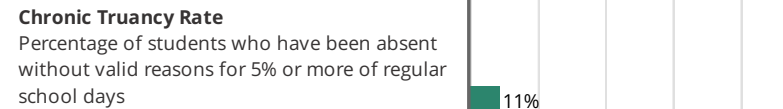
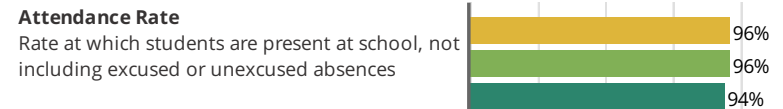
The **5Essentials Survey** allows students in grades 6-12 and all teachers to share their perspectives on essential conditions for learning. The anonymous survey consists of 5 components.



| | |
|-----------------------|---|
| Response Rates | |
| Students | - |
| Teachers | - |

- Effective Leaders**
Do principals and teachers implement a shared vision for success?
- Collaborative Teachers**
Do teachers collaborate to promote professional growth?
- Ambitious Instruction**
Are the classes challenging and engaging?
- Supportive Environment**
Is the school safe, demanding, and supportive?
- Involved Families**
Does the entire staff build strong external relationships?

Student Attendance and Mobility





Adler Park School

School Highlights

Academic Courses

Art, Band, Character Counts, Choir, General Music, Gifted and Talented Programs, Orchestra, Summer School

Physical Education, Health and Wellness

Students participate in active PE classes with a focus with building stamina and increasing flexibility. They concentrate on sportsmanship and personal gains. Health instruction is a separate class with a focus on the body and it's systems, healthy lifestyle and overall wellness.

Other Programs and Activities

After School Care, Before School Care, Destination Imagination, Family Nights, Neighborhood Association Partnership, Newspaper, Parent Associations, Student Council/Government

School Awards

Adler Park has been awarded the Blue Ribbon Award of Excellence.

Career Development Courses and Programs

Athletics

Boy's Basketball, Girl's Basketball, Intramural Sports

School Personnel Resources

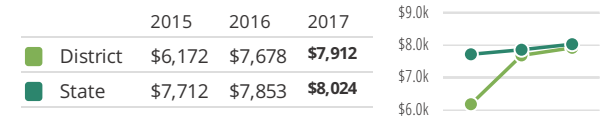
Curriculum Specialist, English as a Second Language Teacher, Librarian/Media Specialist, Paraprofessional, Reading Specialist, School Nurse, School Psychologist, School Social Worker, Special Education Teacher, Speech Language Pathologist-non teaching, Technology Specialist

Facilities

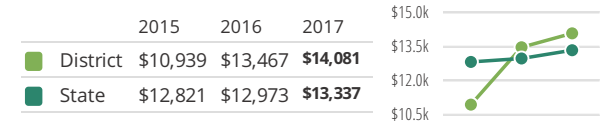
This year we have added a new floor in our gym, new drainage out in our playground and several monitors up around our school to display student work and announcements. We also have added new flooring to our entry ways.

District Finance

Instructional Spending per Pupil includes only the activities directly dealing with the teaching of students or the interaction between teachers and students.



Operational Spending per Pupil includes all costs for overall operations in this school's district, including Instructional Spending, but excluding summer school, adult education, capital expenditures, and long-term debt payments.



Educator Measures

This school has had **2 principal(s)** over the past 6 years. In the last three years, an average of **90% of teachers** return to this school each year.

FOR MORE INFORMATION

Visit IllinoisReportCard.com to see additional details about each item of information for this school. There you will find charts spanning multiple years, detailed explanations, resources, more of the school's programs and activities, and powerful tools that let you dig deeper into data.

Most of this data has been collected by ISBE from school districts through data systems. Some information, such as the School Highlights, is entered directly by principals and can be updated throughout the year.