



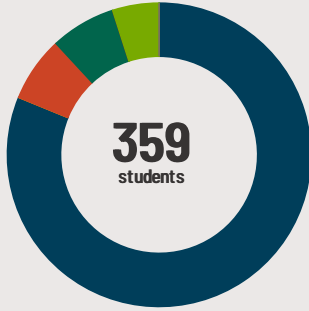
Copeland Manor Elem School

801 7th Ave Libertyville, IL 60048 (847)362-0240

Grades: K - 5
District: Libertyville SD 70

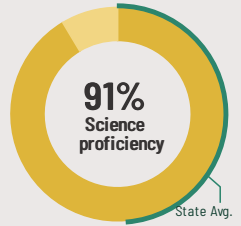

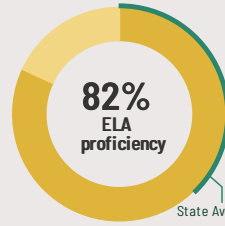
Principal: Dr.Lori Poelking
Superintendent: Dr.Matthew Barbini

Fast Facts



Student Characteristics

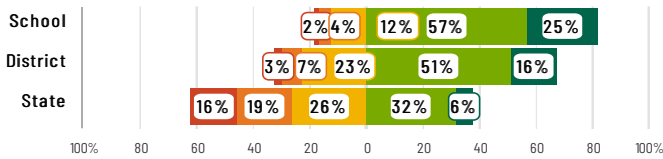
White	82%
Black	0%
Hispanic	7%
Asian	7%
American Indian	0%
Two or More Races	5%
Pacific Islander	0%
Low Income	1%
English Learners	1%
With IEPs	7%
With Disabilities	-
Homeless	0%



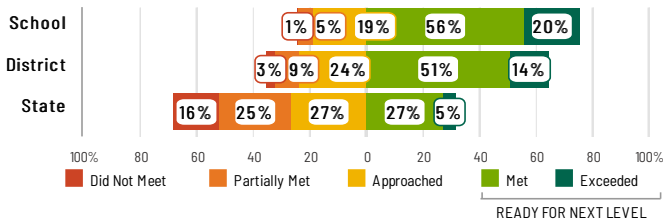
Academic Success

All Illinois students in grades 3-8 take the IAR assessment each year. High school students take the SAT in English Language Arts and Math.

English Language Arts



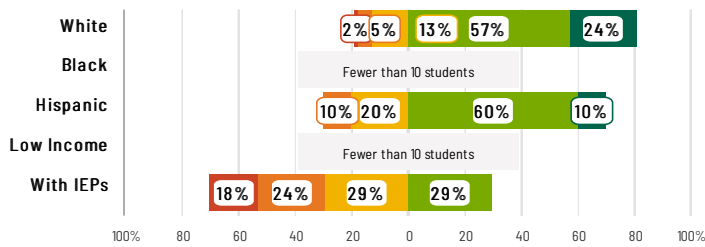
Mathematics



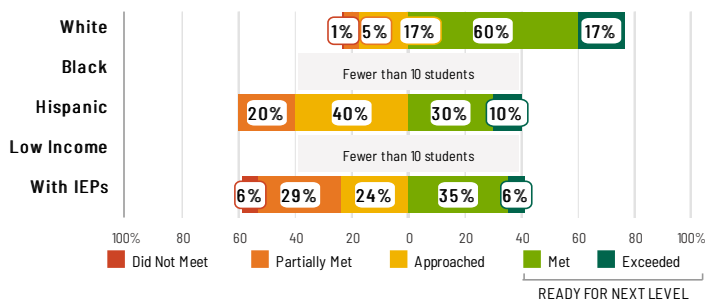
Success by Student Group

This display shows IAR ELA & Math performance levels for each student group. No data is shown for groups with fewer than 10 students.

English Language Arts



Mathematics



School Environment



The 5Essentials Survey allows students in grades 6-12 and all teachers to share their perspectives on essential conditions for learning. The anonymous survey consists of 5 components.

- Most implementation
- More implementation
- Average implementation
- Less implementation
- Least implementation
- Not Applicable/Low Response

Response Rates

Students	100%
Teachers	97%

More Effective Leaders

Do principals and teachers implement a shared vision for success?

More Collaborative Teachers

Do teachers collaborate to promote professional growth?

More Ambitious Instruction

Are classes challenging and engaging?

Most Supportive Environment

Is the school safe, demanding, and supportive?

Most Involved Families

Does the entire staff build strong external relationships?

Student Attendance and Mobility

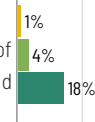
Attendance Rate

Rate at which students are present at school, not including excused or unexcused absences



Chronic Absenteeism

Percentage of students who miss 10% or more of school days per year either with or without a valid excuse



Student Mobility

Percentage of students who transfer in or out of the school during the school year, not including graduates



Teacher Retention

Percentage of full time teachers who return to the same school year to year





Copeland Manor Elem School

School Highlights

Academic Courses

Copeland Manor provides students with classroom instruction in English Language Arts, Math, Science, Social Studies. We believe in instructional practices and strategies that infuse technology across the learning day. Students learn to work in teams, collaborate, communicate in different ways, all while becoming self-directed problem-solvers.

Physical Education, Health and Wellness

Students participate in active PE classes with a focus on building stamina and increasing strength and flexibility. They concentrate on sportsmanship and personal gains. Health instruction is a separate class with a focus on learning about the body and its systems, healthy lifestyles, and overall wellness.

Other Programs and Activities

After School Care, Before School Care, Destination Imagination, Family Nights, Neighborhood Association Partnership, Parent Associations, Student Council/Government

School Awards

Copeland Manor received the Blue Ribbon Award of Excellent in 2017 for academic achievement. The school celebrate this honor as a community with great pride and excitement.

Career Development Courses and Programs

Athletics

Boy's Basketball, Girl's Basketball, Intramural Sports

School Personnel Resources

Curriculum Specialist, English as a Second Language Teacher, Librarian/Media Specialist, Paraprofessional, Reading Specialist, School Nurse, School Psychologist, School Social Worker, Special Education Teacher, Speech Language Pathology Teacher, Technology Specialist

Facilities

In 2016, Copeland Manor underwent construction to add a beautiful new gym with a stage and 4 new classrooms. At the same time, kindergarten classrooms were renovated, kindergarten washrooms were added, and the library was renovated. A ribbon-cutting ceremony celebrated the opening in December 2016.

School-Level Finance

The Every Student Succeeds Act requires LEAs to report school-level expenditure data, beginning with School Year 18-19 data. LEAs are required to report actual personnel and non-personnel expenditures of both site-specific and district centralized expenditures. Expenditures are shown at the site level and must be disaggregated by source of funds (federal vs. state/local). These data are self-reported and may differ from AFR data.



Educator Measures

This school has had **1 principal(s)** over the past 6 years. In the last three years, an average of **95% of teachers** return to this school each year.

FOR MORE INFORMATION

Visit IllinoisReportCard.com to see additional details about each item of information for this school. There you will find charts spanning multiple years, detailed explanations, resources, more of the school's programs and activities, and powerful tools that let you dig deeper into data.

Most of this data has been collected by ISBE from school districts through data systems. Some information, such as the School Highlights, is entered directly by principals and can be updated throughout the year.