



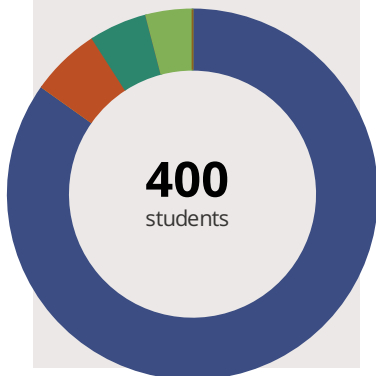
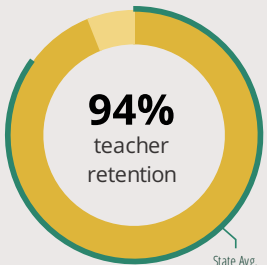
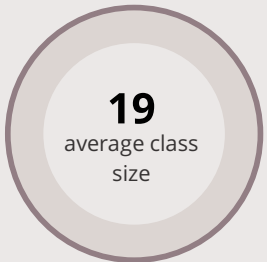
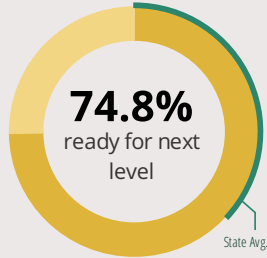
Copeland Manor Elem School

801 7th Ave Libertyville, IL 60048 (847) 362-0240

Grades: K - 5
District: Libertyville SD 70

Principal: Dr.Lori Poelking
Superintendent: Dr.W.Schumacher

FAST FACTS



Academic Success

Elementary All Illinois students in grades 3-8 take the PARCC assessment each year. High school students take the SAT in Math and English Language Arts.

School	Fewer than 10 students
District	Fewer than 10 students
State	Fewer than 10 students

■ Did Not Meet
 ■ Partially Met
 ■ Approached
 ■ Met
 ■ Exceeded

Success by Student Group

This display shows PARCC performance levels for each student group. No data is shown for groups with fewer than 10 students.

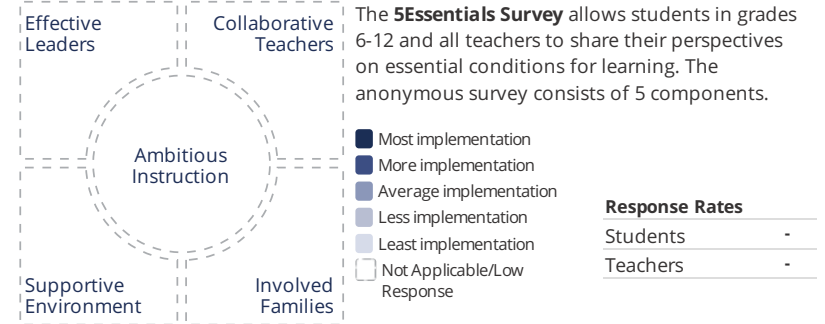
White	Fewer than 10 students
Black	Fewer than 10 students
Hispanic	Fewer than 10 students
Low Income	Fewer than 10 students
English Learners	Fewer than 10 students
With Disabilities	Fewer than 10 students

■ Did Not Meet
 ■ Partially Met
 ■ Approached
 ■ Met
 ■ Exceeded

Student Characteristics

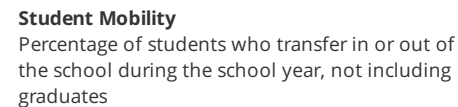
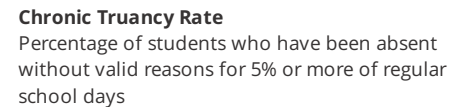
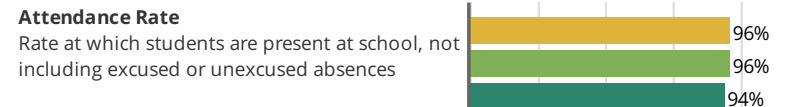
■ White	84%	■ Low Income	1%
■ Black	0%	■ English Learners	2%
■ Hispanic	6%	■ With Disabilities	4%
■ Asian	5%	■ Homeless	0%
■ American Indian	0%		
■ Two or More Races	4%		
■ Pacific Islander	0%		

School Environment



- Effective Leaders**
Do principals and teachers implement a shared vision for success?
- Collaborative Teachers**
Do teachers collaborate to promote professional growth?
- Ambitious Instruction**
Are the classes challenging and engaging?
- Supportive Environment**
Is the school safe, demanding, and supportive?
- Involved Families**
Does the entire staff build strong external relationships?

Student Attendance and Mobility





Copeland Manor Elem School

School Highlights

Academic Courses

Copeland Manor provides students with classroom instruction in English Language Arts, Math, Science, Social Studies. We believe in instructional practices and strategies that infuse technology across the learning day. Students learn to work in teams, collaborate, communicate in different ways, all while becoming self-directed problem-solvers.

Physical Education, Heath and Wellness

Students participate in active PE classes with a focus on building stamina and increasing strength and flexibility. They concentrate on sportsmanship and personal gains. Health instruction is a separate class with a focus on learning about the body and its systems, healthy lifestyles, and overall wellness.

Other Programs and Activities

After School Care, Before School Care, Destination Imagination, Family Nights, Neighborhood Association Partnership, Parent Associations, Student Council/Government

School Awards

Copeland Manor received the Blue Ribbon Award of Excellent in 2017 for academic achievement. The school celebrate this honor as a community with great pride and excitement.

Career Development Courses and Programs

Athletics

Boy's Basketball, Girl's Basketball, Intramural Sports

School Personnel Resources

Curriculum Specialist, English as a Second Language Teacher, Librarian/Media Specialist, Paraprofessional, Reading Specialist, School Nurse, School Psychologist, School Social Worker, Special Education Teacher, Speech Language Pathology Teacher, Technology Specialist

Facilities

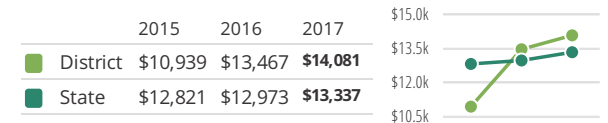
In 2016, Copeland Manor underwent construction to add a beautiful new gym with a stage and 4 new classrooms. At the same time, kindergarten classrooms were renovated, kindergarten washrooms were added, and the library was renovated. A ribbon-cutting ceremony celebrated the opening in December 2016.

District Finance

Instructional Spending per Pupil includes only the activities directly dealing with the teaching of students or the interaction between teachers and students.



Operational Spending per Pupil includes all costs for overall operations in this school's district, including Instructional Spending, but excluding summer school, adult education, capital expenditures, and long-term debt payments.



Educator Measures

This school has had **2 principal(s)** over the past 6 years. In the last three years, an average of **94% of teachers** return to this school each year.

FOR MORE INFORMATION

Visit IllinoisReportCard.com to see additional details about each item of information for this school. There you will find charts spanning multiple years, detailed explanations, resources, more of the school's programs and activities, and powerful tools that let you dig deeper into data.

Most of this data has been collected by ISBE from school districts through data systems. Some information, such as the School Highlights, is entered directly by principals and can be updated throughout the year.