



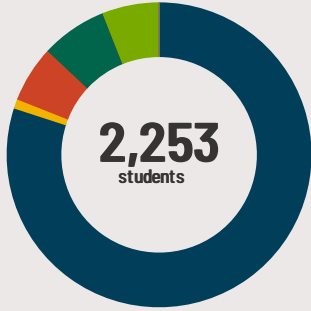
# Libertyville SD 70

1381 Lake St Libertyville, IL 60048 (847) 362-9695

Grades: PK - 8

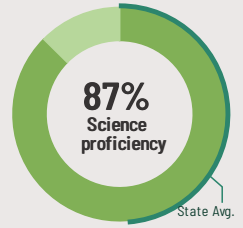

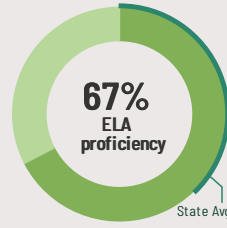
Superintendent: Dr. Matthew Barbini

## Fast Facts



### Student Characteristics

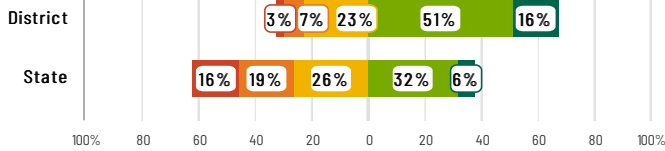
White	80%
Black	1%
Hispanic	6%
Asian	7%
American Indian	0%
Two or More Races	6%
Pacific Islander	0%
Low Income	5%
English Learners	2%
With IEPs	10%
With Disabilities	-
Homeless	0%



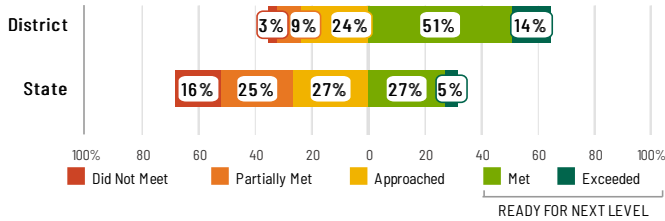
## Academic Success

All Illinois students in grades 3-8 take the IAR assessment each year. High school students take the SAT in English Language Arts and Math.

### English Language Arts



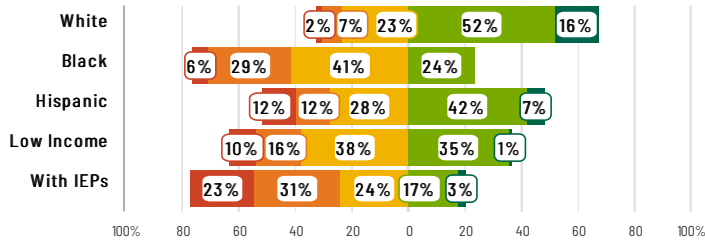
### Mathematics



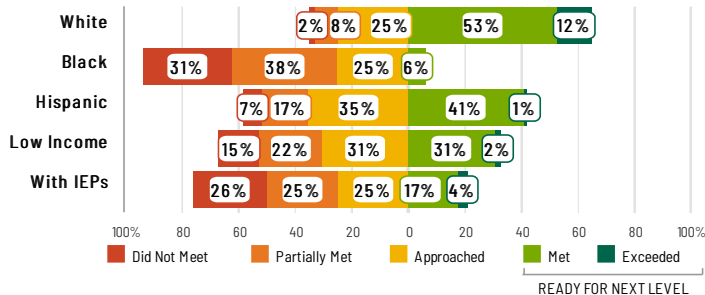
## Success by Student Group

This display shows IAR ELA & Math performance levels for each student group. No data is shown for groups with fewer than 10 students.

### English Language Arts

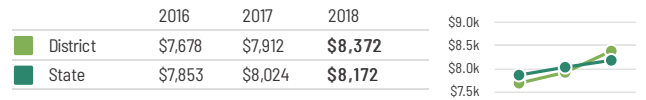


### Mathematics

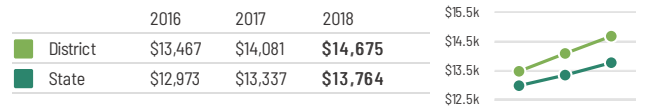


## District Finance

Instructional Spending per Pupil includes only the activities directly dealing with the teaching of students or the interaction between teachers and students.



Operational Spending per Pupil includes all costs for overall operations in this district, including Instructional Spending, but excluding summer school, adult education, capital expenditures, and long-term debt payments.



## Student Attendance and Mobility


### Attendance Rate

Rate at which students are present at school, not including excused or unexcused absences



### Chronic Absenteeism

Percentage of students who miss 10% or more of school days per year either with or without a valid excuse



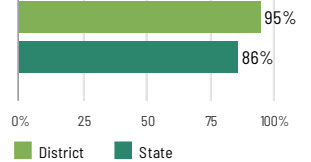
### Student Mobility

Percentage of students who transfer in or out of the school during the school year, not including graduates



### Teacher Retention

Percentage of full time teachers who return to the same school year to year





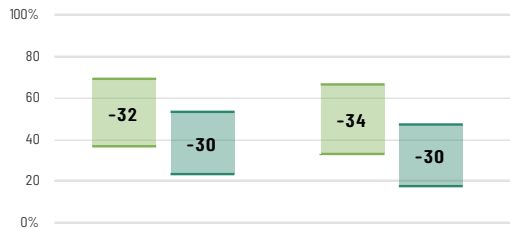
# Libertyville SD 70

## Schools in District

School Name	Grades	Summative Designation	School Name	Grades	Summative Designation
Highland Middle School	6 - 8	Commendable	Copeland Manor Elem School	K - 5	Exemplary
Adler Park School	K - 5	Commendable	Rockland Elem School	K - 5	Commendable
Butterfield School	PK - 5	Exemplary			

## Achievement Gap

Achievement gaps display the differences in academic performance between student groups. The display below shows the gap in readiness for the next level between low income (LI) students and non-low income (non-LI) students on the IAR assessment for both English Language Arts (ELA) and Math.



	IAR ELA		IAR Math	
	District	State	District	State
Non-Low Income	69%	53%	66%	47%
Low Income	37%	23%	33%	17%
Gap	-32	-30	-34	-30

## Educator Measures

This district has had an average of **1 principal(s)** at the same school over the past 6 years. District wide in the last three years, an average of **95% of teachers** return to the same school each year.

## FOR MORE INFORMATION

Visit [IllinoisReportCard.com](http://IllinoisReportCard.com) to see additional details about each item of information for this school. There you will find charts spanning multiple years, detailed explanations, resources, more of the school's programs and activities, and powerful tools that let you dig deeper into data.

Most of this data has been collected by ISBE from school districts through data systems. Some information, such as the School Highlights, is entered directly by principals and can be updated throughout the year.