



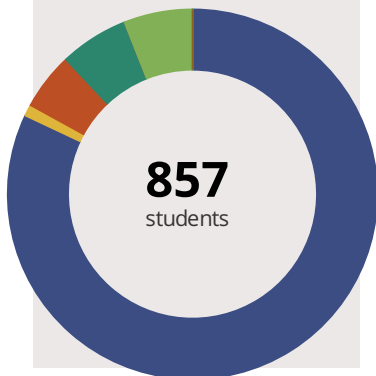
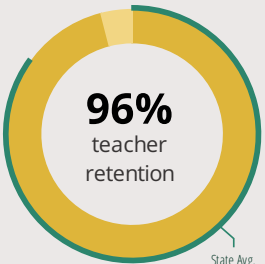
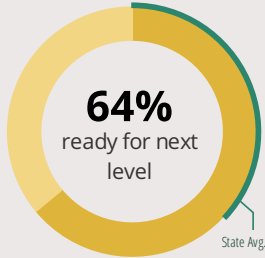
Highland Middle School

310 W Rockland Rd Libertyville, IL 60048 (847) 362-9020

Grades: 6 - 8
District: Libertyville SD 70

Principal: Dr.Jon Hallmark
Superintendent: Dr.W.Schumacher

FAST FACTS



Academic Success

Middle All Illinois students in grades 3-8 take the PARCC assessment each year. High school students take the SAT in Math and English Language Arts.

School	Fewer than 10 students
District	Fewer than 10 students
State	Fewer than 10 students

■ Did Not Meet
 ■ Partially Met
 ■ Approached
 ■ Met
 ■ Exceeded

Success by Student Group

This display shows PARCC performance levels for each student group. No data is shown for groups with fewer than 10 students.

White	Fewer than 10 students
Black	Fewer than 10 students
Hispanic	Fewer than 10 students
Low Income	Fewer than 10 students
English Learners	Fewer than 10 students
With Disabilities	Fewer than 10 students

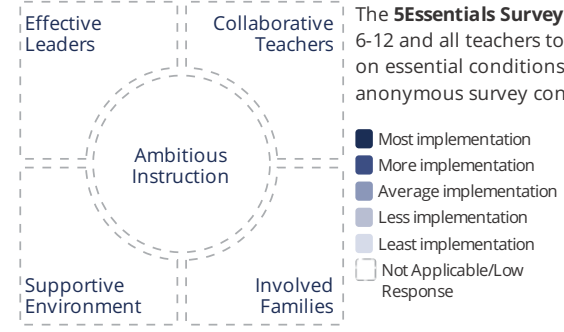
■ Did Not Meet
 ■ Partially Met
 ■ Approached
 ■ Met
 ■ Exceeded

Student Characteristics

■ White	82%	■ Low Income	6%
■ Black	1%	■ English Learners	1%
■ Hispanic	5%	■ With Disabilities	7%
■ Asian	6%	■ Homeless	0%
■ American Indian	0%		
■ Two or More Races	6%		
■ Pacific Islander	0%		

School Environment

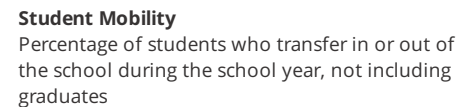
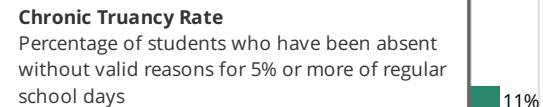
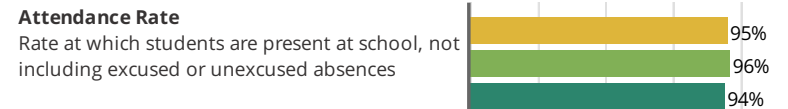
The **5Essentials Survey** allows students in grades 6-12 and all teachers to share their perspectives on essential conditions for learning. The anonymous survey consists of 5 components.



Response Rates	
Students	-
Teachers	-

- Effective Leaders**
Do principals and teachers implement a shared vision for success?
- Collaborative Teachers**
Do teachers collaborate to promote professional growth?
- Ambitious Instruction**
Are the classes challenging and engaging?
- Supportive Environment**
Is the school safe, demanding, and supportive?
- Involved Families**
Does the entire staff build strong external relationships?

Student Attendance and Mobility





Highland Middle School

School Highlights

Academic Courses

8th Grade Algebra, Animation & Design, Applied Technology, Applied Technology, Art, Art, Character Counts, Cooking, Digital Art, Digital Photography, Drama, Drama, Family Consumer Science, French, Gifted and Talented Programs, Guitar, Home Economics/Family and Consumer Science, Music, Music, Musical Theater, Newspaper/Yearbook, Peer Mentors, Sculpture, Spanish, STEAM, Summer School, Title 1 Programs

Physical Education, Health and Wellness

Health Education Courses

Other Programs and Activities

Mentoring Program, Peer Helpers, Art Club, Drama, Marching Band, Chess Club, Environmental Club, Speech Teams, Homework Club, Literary Magazine, Math Club, National Honor Society, Poetry Workshops, Reading Clubs, Science Olympiad, Student Council, Technology Club, Yearbook Club

School Awards

National Blue Ribbon School of Excellence twice, once in 1990, and again in 2010.

Career Development Courses and Programs

8th grade students participate in a career exploration unit during the 8th grade Life Skills course. Students explore a variety of careers and learn about educational requirements to search for jobs in explored areas.

Athletics

Boy's Basketball, Boy's Cross Country, Boy's Soccer, Boy's Track & Field, Boy's Volleyball, Boy's Wrestling, Girl's Basketball, Girl's Competitive Cheerleading, Girl's Competitive Dance, Girl's Cross Country, Girl's Soccer, Girl's Track & Field, Intramural Sports

School Personnel Resources

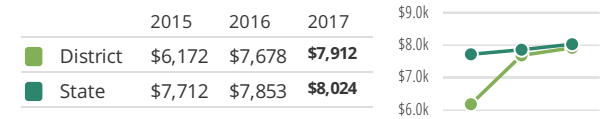
Librarian/Media Specialist, School Psychologist, School Social Worker, Special Education Teacher, Speech Language Pathologist-non teaching

Facilities

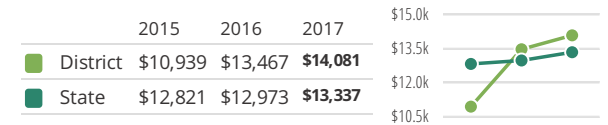
Our facilities reflect our goal of meeting students' social-emotional & academic needs. Facilitating the transition to middle school, 6th grade teams are concentrated in a separate wing of the building. 7th & 8th graders attend classes grouped by content areas & grade level to allow for students & teachers to utilize interdisciplinary connections.

District Finance

Instructional Spending per Pupil includes only the activities directly dealing with the teaching of students or the interaction between teachers and students.



Operational Spending per Pupil includes all costs for overall operations in this school's district, including Instructional Spending, but excluding summer school, adult education, capital expenditures, and long-term debt payments.



Educator Measures

This school has had **1 principal(s)** over the past 6 years. In the last three years, an average of **96% of teachers** return to this school each year.

FOR MORE INFORMATION

Visit IllinoisReportCard.com to see additional details about each item of information for this school. There you will find charts spanning multiple years, detailed explanations, resources, more of the school's programs and activities, and powerful tools that let you dig deeper into data.

Most of this data has been collected by ISBE from school districts through data systems. Some information, such as the School Highlights, is entered directly by principals and can be updated throughout the year.