



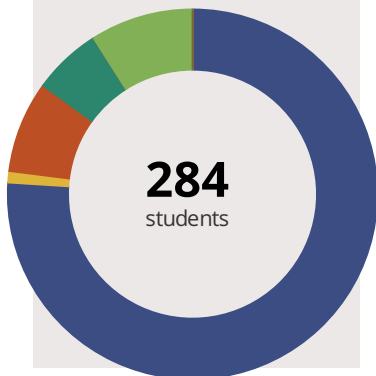
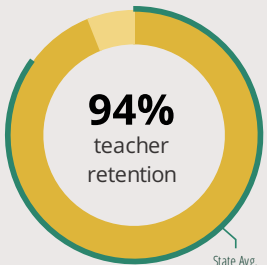
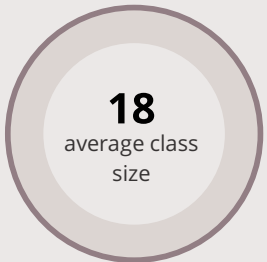
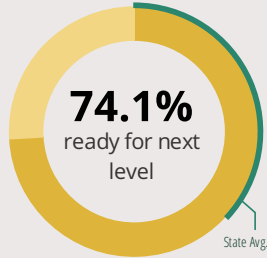
Rockland Elem School

160 W Rockland Rd Libertyville, IL 60048 (847) 362-3134

Grades: K - 5
District: Libertyville SD 70

Principal: Mr. Jeff Knapp
Superintendent: Dr. W. Schumacher

FAST FACTS



Academic Success

Elementary All Illinois students in grades 3-8 take the PARCC assessment each year. High school students take the SAT in Math and English Language Arts.

School	Fewer than 10 students
District	Fewer than 10 students
State	Fewer than 10 students

■ Did Not Meet
 ■ Partially Met
 ■ Approached
 ■ Met
 ■ Exceeded

Success by Student Group

This display shows PARCC performance levels for each student group. No data is shown for groups with fewer than 10 students.

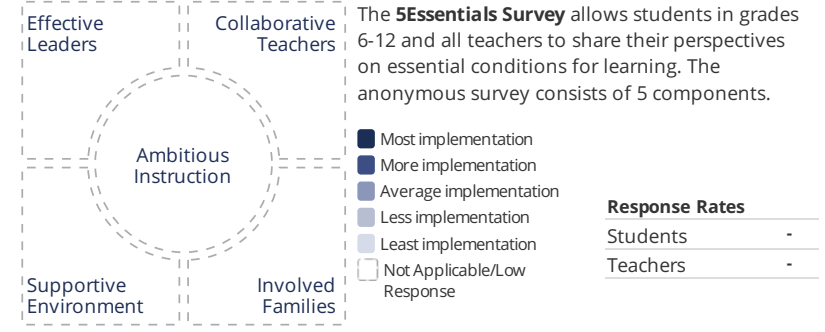
White	Fewer than 10 students
Black	Fewer than 10 students
Hispanic	Fewer than 10 students
Low Income	Fewer than 10 students
English Learners	Fewer than 10 students
With Disabilities	Fewer than 10 students

■ Did Not Meet
 ■ Partially Met
 ■ Approached
 ■ Met
 ■ Exceeded

Student Characteristics

■ White	76%	■ Low Income	7%
■ Black	1%	■ English Learners	3%
■ Hispanic	8%	■ With Disabilities	7%
■ Asian	6%	■ Homeless	0%
■ American Indian	0%		
■ Two or More Races	9%		
■ Pacific Islander	0%		

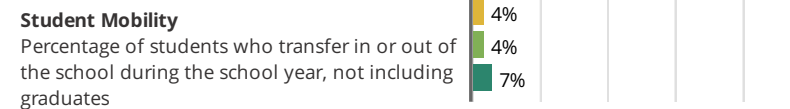
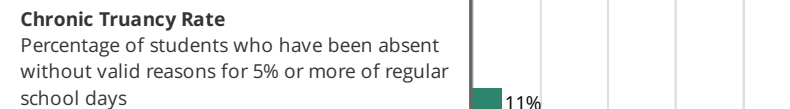
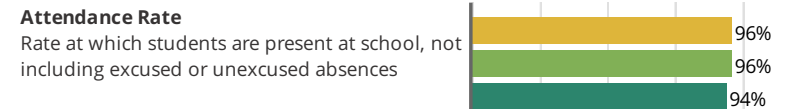
School Environment



Response Rates	
Students	-
Teachers	-

- Effective Leaders**
Do principals and teachers implement a shared vision for success?
- Collaborative Teachers**
Do teachers collaborate to promote professional growth?
- Ambitious Instruction**
Are the classes challenging and engaging?
- Supportive Environment**
Is the school safe, demanding, and supportive?
- Involved Families**
Does the entire staff build strong external relationships?

Student Attendance and Mobility





Rockland Elem School

School Highlights

Academic Courses

Rockland students undergo curriculum based on the Illinois state learning standards in the areas of: English/Language Arts, Math, Science, and Social Studies. Our students also have physical education/health, art, learning center/technology, and music to supplement their core curricular areas. Enrichment is offered 1st-5th and gifted 3rd-5th.

Physical Education, Health and Wellness

Students at Rockland School have physical education three times during the school week. There are daily physical movement times set aside for students to emphasize a physically fit lifestyle. In addition, students have a trimester of specific health instruction taught to them by a certified instructor.

Other Programs and Activities

After School Care, Career Education Events, Destination Imagination, Environmental Club, Family Nights, Music Club, Neighborhood Association Partnership, Newspaper, Parent Associations, Reading Clubs, Student Council/Government

School Awards

In 2014 Rockland School was awarded the National Blue Ribbon Award of Excellence from the United States Department of Education. This was the second time that Rockland has achieved this prestigious award.

Career Development Courses and Programs

Rockland School offers "Career Day" to our Kg-5th grade students. During this special day 20+ presenters from our community deliver 5 sessions to our students about their careers. Students are given hands on activities to learn more about these professions that they have signed up for and finish the day with a reflections activity.

Athletics

Rockland students in 4th and 5th grades have the opportunity to participate in a wide variety of intramural offerings including: basketball, soccer, floor hockey and volleyball.

School Personnel Resources

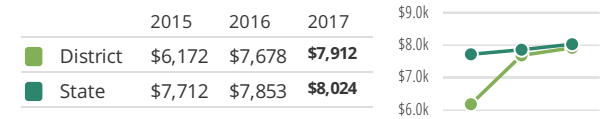
Rockland School is comprised of 39 staff members who help educate our 280 students in grades K-5.

Facilities

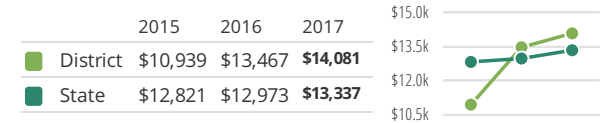
In 2018 a new addition was officially opened that included new art and music rooms, a renovation of the office and added security measures, and a full sized gymnasium for all students to appreciate.

District Finance

Instructional Spending per Pupil includes only the activities directly dealing with the teaching of students or the interaction between teachers and students.



Operational Spending per Pupil includes all costs for overall operations in this school's district, including Instructional Spending, but excluding summer school, adult education, capital expenditures, and long-term debt payments.



Educator Measures

This school has had **1 principal(s)** over the past 6 years. In the last three years, an average of **94% of teachers** return to this school each year.

FOR MORE INFORMATION

Visit IllinoisReportCard.com to see additional details about each item of information for this school. There you will find charts spanning multiple years, detailed explanations, resources, more of the school's programs and activities, and powerful tools that let you dig deeper into data.

Most of this data has been collected by ISBE from school districts through data systems. Some information, such as the School Highlights, is entered directly by principals and can be updated throughout the year.